



Building Badges ...for the future

A window into my Outreachy internship

Speaker:

Roland L. Taylor



Who's this guy anyway?

I've never seen him...

Roland L. Taylor
Building the future...
One badge at a time

Here's a little about me:

- Web & Graphics Designer
- Founder Of RolandiXor Media Inc.
- Open Source Advocate
- Outreachy Intern for 2023 Summer Cohort



rolandixor.pro



Who was the crew?

Because in Open Source, no one works alone

- **Mentors:** Marie Nordin & Smera Goel
- **Fellow Intern:** Chris Onoja Idoko
- **Fedora Badges Design team & wider community**



What did we get up to?

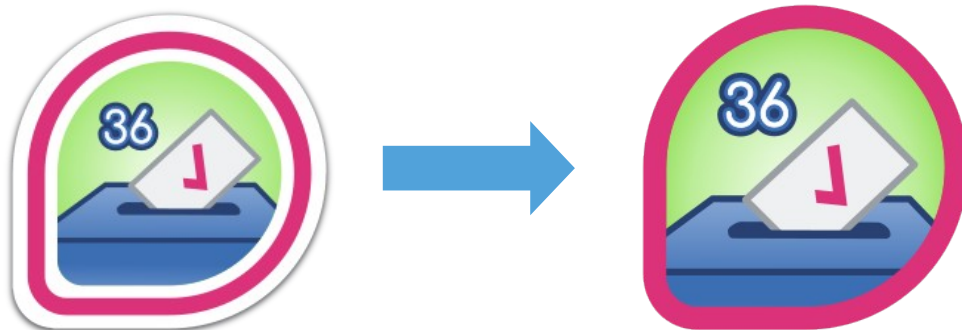
It wasn't world dominion, was it? 🤔

What did we get up to?

Moving badges to new templates

We're moving all badge art to the new category templates that were designed in a previous round of the internship.

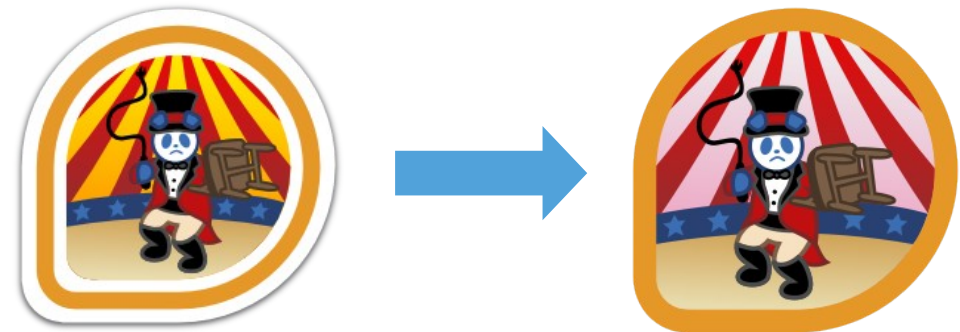
Example:



Updating existing artwork

Badges with good existing art and available sources, mainly get small tweaks to fit the new templates. We also ensure that the colours match the current palette wherever possible.

Example:

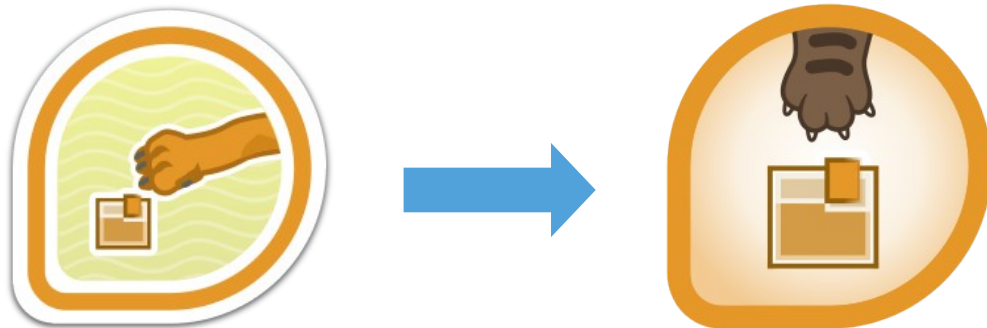


What did we get up to?

Filling the gaps

For badges without existing sources, we're creating new artwork, while attempting to preserve the essence of the original.

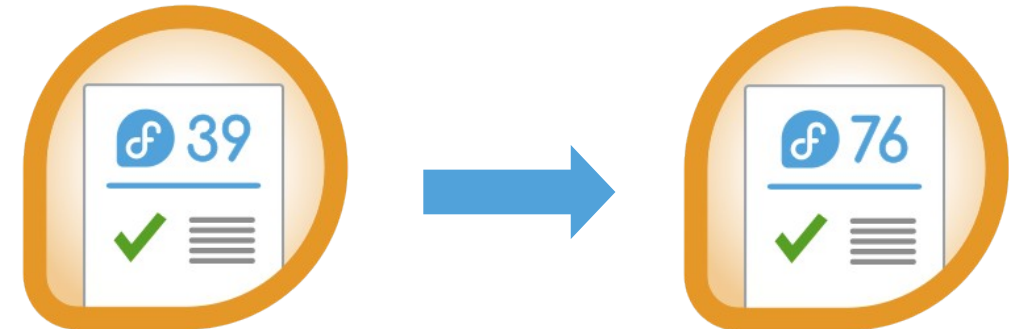
Example:



Preparing for the future

We're laying the groundwork for building future badges, while maintaining consistency.

Example:



Setting the tone, continued:

- With so many development related badges using a similar background, we wanted to keep consistency, so it was critical to find a background that would work with all of them while remaining easy to reproduce using the existing palette colours.



**What are some of our
goals in this project?**



Our goals include:

Improve compliance

Some existing designs, especially older badges, do not match the style guide.

Maintain consistent style

While we're producing new artwork, we also want to maintain consistency with what exists already.

Identify issues & solutions

By learning from our mistakes, we set the course for better methods going forward.



With over 600 badges...




How did we stay organized?

Since we were not using the venerable BadgeGPT? 🤨

We've organized all existing badges in a spreadsheet.

In it, we've tracked the following for each badge:

- Artwork
- Review Status
- Badge link
- Pagure issue link
- Sources
- Category
- Fedora Branding status
- Whether improvements are needed

C	D	E	F	G	H
	NEW ARTWORK	CURRENT ARTWORK LINKS			
Review Status	PNGS	BADGES.FPO LINK	PAGURE TICKET LINK	PAGURE REPO LINK TO PNG FILE	PAGURE REPO LINK TO SVG FILE
Pending Edits		https://badges.fedora-project.org/badge/civic-duty	https://pagure.io/Fedora-Badges/issue/200	https://pagure.io/fedora-badges/blob/master/f/pngs/town-hall-participant.png	https://pagure.io/fedora-badges/blob/master/f/svg/town-hall-participant.svg
Approved		https://badges.fedora-project.org/badge/dont-call-it-a-comeback	https://pagure.io/Fedora-Badges/issue/79	https://pagure.io/fedora-badges/blob/master/f/pngs/dont-call-it-a-comeback.png	https://pagure.io/fedora-badges/blob/master/f/svg/dont-call-it-a-comeback.svg
Pending Edits		https://badges.fedora-project.org/badge/famsco-member	https://pagure.io/Fedora-Badges/issue/100	https://pagure.io/fedora-badges/blob/master/f/pngs/famsco-member.png	https://pagure.io/fedora-badges/blob/master/f/svg/famsco-member.svg

We collected and shared our work

Because Open Source is all about collaboration.

- We collected finished SVG files into a Google Drive, to allow for reuse of new or updated artwork and elements.
- Wherever possible, we reused existing assets, or assets generated in the course of the project.
- In the true spirit of Open Source community, Chris and myself continue to contribute to the team wherever possible, as do our mentors and other past interns.



**Some select examples
and what went into
their designs**



Devendorizor

Helped with the .desktop file devendorization effort.

Old



New



Incentives for a redesign

Old Logo

The original design was using an outdated Fedora Logo.

More space to fill

With the new template, we needed to make better use of the visual space available, by enlarging the logo.

Setting the tone

The background for this badge is important because the Fedora blue colour provided us with a challenge for achieving appropriate contrast.



The Cat Came Back

You took ownership of a previously orphaned package.

Old



New



Incentives for a redesign

Missing artwork

The source file for this design could not be tracked down. Because of this, we would need to recreate the SVG source.

Improvements possible

Put simply, the consensus on the original design was “Not Good™”. It’s also not inconsistent with the style of other badges featuring characters.

Consistency needed

In order to keep consistency with other development related badges, we’d need to change the backdrop of the design.



Some additional considerations

- We decided to maintain the classic “package” icon to save time and effort, but also for nostalgia.
- We needed to improve “cartoonishness” of the badge art.



**This redesign
took SEVERAL
iterations!**





One does not simply bring the cat back

It takes consideration and planning.

- 1) I first tried rebuilding using props from the templates.
- 2) Neither myself nor the mentors were feeling this one, so Marie suggested some examples.
- 3) I then used these examples and several iterations, to come up with the final design.



Rapid fire examples



Bona Fide

You got a new koji certificate!

Old



New




3D Printing SIG Member

You're a member of the 3D Printing Special Interest Group!

Old



New



OSCON 2017 Attendee

You visited the Fedora Booth at OSCON 2017!

Old



New



Mirror, Mirror on the Wall

You host part of the mirror infrastructure for Fedora

Old



New



Senior Badger (Badger II)

You got (about) 50 Fedora Badges. Way to go!

Old



New



Want me to hop in on a design?

Feel free to ping me on
Pagure/Matrix/Elsewhere: @rolandixor